

# Buzzuster

PATENT PENDING



Dusting Canister



Aluminum Telescoping Pole



Spray Can Attachment  
(Finished product is Iron)



Scraper



Chrome Pump

# Packaging



Master Carton Packaging ( Units)



Contents inside Master Carton ( Units)



Single Unit Shipping Carton



Individual Unit Carry Case

# Carry Case Contents




## Tip of Telescoping Pole



Tip of pole is threaded to accept the attachments of device. It's best to slide attachments downward on tip and twist to secure.

## Pole Adjustment Twist Locks

There are multiple points on the pole that adjust length. It's best practice to unscrew top(s) and once loose, slide pole to desired height. Once length is selected, twist the locks down to firm up pole.



# Chrome Pump Attachment



Attach chrome pump to base of telescoping pole. It's best practice to push pump inward into slot and twist to lock into place.


# Dusting Canister

Twist off cap for canister access. Add dusting powder of your choice. This product works extremely well with Drione and Delta Dust

Twist off bottom to access filter area. Filter is a preventative measure for backflow down the telescoping pole. Additional filters are included with product.




Threaded tube to attach to telescoping pole



# Spray Can Attachment Holder

Loosen screw to slide and properly adjust height of trigger to properly work with spray can of choice.

Velcro strap to secure spray can.



Threaded tube to attach to telescoping pole

Rip cord is to be pulled down to engage spray can



# Scraper



Threaded tube to attach to telescoping pole

Scraper is intended to remove hive/nest from structure. It's made of plastic to eliminate scratching surface as competitors have metal scrapers that may cause damage